


# ALLIED STEEL

A Division Of Allied Metal Industries



## Wide Flange Beams

ASTM A992 & ASTM 572-GR50

Stock Lengths: 20', 30', 35', 40', 45', 50'

SIZE IN INCHES	WEIGHT PER FOOT (LBS.)	DEPTH OF SECTION (INCHES)	FLANGE WIDTH (INCHES)	FLANGE THICKNESS (INCHES)	WEB THICKNESS (INCHES)
4 x 4	13.0	4.16	4.060	.345	.280
5 x 5	16.0	5.01	5.00	.360	.240
	19.0	5.15	5.030	.430	.270
6 x 4	9.0	5.90	3.94	.215	.170
	12.0	6.03	4.00	.280	.230
	16.0	6.28	4.030	4.05	.260
6 x 6	15.0	5.99	5.99	.260	.230
	20.0	6.20	6.02	.365	.260
	25.0	6.38	6.080	.455	.320
8 x 4	10.0	7.89	3.940	.205	.170
	13.0	7.99	4.000	.255	.230
	15.0	8.11	4.015	.315	.245
8 x 5-1/4	18.0	8.14	5.250	.330	.230
	21.0	8.28	5.270	.400	.250
8 x 6-1/2	24.0	7.93	6.495	.400	.245
	28.0	8.06	6.535	.465	.285
8 x 8	31.0	8.00	7.995	.435	.285
	35.0	8.12	8.020	.495	.310
	40.0	8.25	8.070	.560	.360
	48.0	8.50	8.110	.685	.400
	58.0	8.75	8.220	.810	.510
	67.0	9.00	8.280	.935	.570
10 x 4	12.0	9.87	3.960	.210	.190
	15.0	9.99	4.000	.270	.230
	17.0	10.11	4.010	.330	.240
	19.0	10.24	4.020	.395	.250
10 x 5-3/4	22.0	10.17	5.750	.360	.240

SALES: 973-824-7347


[SALES@ALLIEDSTEEL.COM](mailto:SALES@ALLIEDSTEEL.COM)

## We Accept



# ALLIED STEEL

A Division Of Allied Metal Industries



## Wide Flange Beams

ASTM A992 & ASTM 572-GR50

Stock Lengths: 20', 30', 35', 40', 45', 50'

SIZE IN INCHES	WEIGHT PER FOOT (LBS.)	DEPTH OF SECTION (INCHES)	FLANGE WIDTH (INCHES)	FLANGE THICKNESS (INCHES)	WEB THICKNESS (INCHES)
10 x 5-3/4	26.0	10.33	5.770	.440	.260
	30.0	10.47	5.810	.510	.300
10 x 8	33.0	9.73	7.960	.435	.290
	39.0	9.92	7.985	.530	.315
10 x 10	45.0	10.10	8.020	.620	.350
	49.0	9.98	10.000	.560	.340
	54.0	10.09	10.030	.615	.370
	60.0	10.22	10.080	.680	.420
	68.0	10.40	10.130	.770	.470
	77.0	10.60	10.190	.870	.530
	88.0	10.84	10.265	.990	.605
	100.0	11.10	10.340	1.120	.685
	112.0	11.36	10.415	1.250	.755
	12 x 4	14.0	11.91	3.970	.225
16.0		11.99	3.990	.265	.220
	19.0	12.16	4.005	.350	.235
	22.0	12.31	4.030	.425	.260
12 x 6-1/2	26.0	12.22	6.490	.380	.230
	30.0	12.34	6.520	.440	.260
	35.0	12.50	6.560	.520	.300
	12 x 8	40.0	11.94	8.005	.515
45.0		12.06	8.045	.575	.335
	50.0	12.19	8.080	.640	.370
	12 x 10	53.0	12.06	9.995	.575
58.0		12.19	10.010	.640	.360
12 x 12	65.0	12.12	12.000	.605	.390
	72.0	12.25	12.040	.670	.430

SALES: 973-824-7347


[SALES@ALLIEDSTEEL.COM](mailto:SALES@ALLIEDSTEEL.COM)

**We Accept**



# ALLIED STEEL

A Division Of Allied Metal Industries



## Wide Flange Beams

ASTM A992 & ASTM 572-GR50

Stock Lengths: 20', 30', 35', 40', 45', 50'

SIZE IN INCHES	WEIGHT PER FOOT (LBS.)	DEPTH OF SECTION (INCHES)	FLANGE WIDTH (INCHES)	FLANGE THICKNESS (INCHES)	WEB THICKNESS (INCHES)
12 x 12	79.0	12.38	12.080	.735	.470
	87.0	12.53	12.125	.810	.515
	96.0	12.71	12.160	.900	.550
	106.0	12.89	12.220	.990	.610
	120.0	13.12	12.320	1.105	.710
	136.0	13.41	12.400	1.250	.790
	152.0	13.71	12.480	1.400	.870
	170.0	14.03	12.570	1.560	.960
	190.0	14.38	12.670	1.735	1.060
	210.0	14.71	12.790	1.900	1.180
	230.0	15.05	12.900	2.070	1.285
	252.0	15.41	13.000	2.250	1.395
	279.0	15.85	13.140	2.470	1.530
	305.0	16.32	13.240	2.705	1.625
	336.0	16.82	13.390	2.955	1.775
14 x 5	22.0	13.74	5.000	.335	.230
	26.0	13.91	5.025	.420	.255
14 x 6-3/4	30.0	13.84	6.730	.385	.270
	34.0	13.98	6.745	.455	.285
	38.0	14.10	6.770	.515	.310
14 x 8	43.0	13.66	7.995	.530	.305
	48.0	13.79	8.030	.595	.340
	53.0	13.92	8.060	.660	.370
14 x 10	61.0	13.89	9.995	.645	.375
	68.0	14.04	10.035	.720	.415
	74.0	14.17	10.070	.785	.450
	82.0	14.31	10.130	.855	.510

SALES: 973-824-7347


[SALES@ALLIEDSTEEL.COM](mailto:SALES@ALLIEDSTEEL.COM)

**We Accept**



# ALLIED STEEL

A Division Of Allied Metal Industries



## Wide Flange Beams

ASTM A992 & ASTM 572-GR50

Stock Lengths: 20', 30', 35', 40', 45', 50'

SIZE IN INCHES	WEIGHT PER FOOT (LBS.)	DEPTH OF SECTION (INCHES)	FLANGE WIDTH (INCHES)	FLANGE THICKNESS (INCHES)	WEB THICKNESS (INCHES)
14 x 14-1/2	90.0	14.02	14.520	.710	.440
	99.0	14.16	14.560	.780	.485
	109.0	14.32	14.605	.860	.525
	120.0	14.48	14.670	.940	.590
	132.0	14.66	14.725	1.030	.643
14 x 16	145.0	14.78	15.500	1.090	.680
	159.0	14.98	15.565	1.190	.745
	176.0	15.22	15.650	1.310	.830
	193.0	15.48	15.710	1.440	.890
	211.0	15.72	15.800	1.560	.980
	233.0	16.04	15.890	1.720	1.070
	257.0	16.38	15.995	1.890	1.175
	283.0	16.74	16.110	2.070	1.290
	311.0	17.12	16.230	2.260	1.410
	342.0	17.54	16.360	2.470	1.540
	370.0	17.92	16.475	2.660	1.655
398.0	18.29	16.590	2.845	1.770	
14 x 16-3/4	426.0	18.67	16.695	3.035	1.875
14 x 16-7/8	455.0	19.02	16.835	3.210	2.015
14 x 17	500.0	19.60	17.010	3.500	2.190
14 x 17-1/4	550.0	20.24	17.200	3.820	2.380
14 x 17-3/8	605.0	20.92	17.415	4.160	2.595
14 x 17-5/8	665.0	21.64	17.650	4.520	2.830
14 x 17-7/8	730.0	22.42	17.890	4.910	3.070
	808.0	22.84	18.560	5.510	3.740
	873.0	23.62	18.757	5.120	3.937
16 x 5-1/2	26.0	15.69	5.500	.345	.250

SALES: 973-824-7347


[SALES@ALLIEDSTEEL.COM](mailto:SALES@ALLIEDSTEEL.COM)

**We Accept**



# ALLIED STEEL

A Division Of Allied Metal Industries



## Wide Flange Beams

ASTM A992 & ASTM 572-GR50

Stock Lengths: 20', 30', 35', 40', 45', 50'

SIZE IN INCHES	WEIGHT PER FOOT (LBS.)	DEPTH OF SECTION (INCHES)	FLANGE WIDTH (INCHES)	FLANGE THICKNESS (INCHES)	WEB THICKNESS (INCHES)
16 x 5-1/2	31.0	15.88	5.525	.440	.275
16 x 7	36.0	15.86	6.985	.430	.295
	40.0	16.01	6.995	.505	.305
	45.0	16.13	7.035	.565	.345
	50.0	16.26	7.070	.630	.380
	57.0	16.43	7.120	.720	.430
16 x 10-1/4	67.0	16.33	10.235	.665	.395
	77.0	16.52	10.295	.760	.455
	89.0	16.75	10.365	.875	.525
	100.0	16.97	10.425	.985	.585
18 x 6	35.0	17.70	6.000	.425	.300
	40.0	17.90	6.015	.525	.315
	46.0	18.06	6.060	.605	.360
18 x 7-1/2	50.0	17.99	7.495	.570	.355
	55.0	18.11	7.530	.630	.390
	60.0	18.24	7.555	.695	.415
	65.0	18.35	7.590	.750	.450
	71.0	18.47	7.635	.810	.495
18 x 11	76.0	18.21	11.035	.680	.425
	86.0	18.39	11.090	.770	.480
	97.0	18.59	11.145	.870	.535
	106.0	18.73	11.200	.940	.590
	119.0	18.97	11.265	1.060	.655
	130.0	19.25	11.160	1.200	.670
	143.0	19.49	11.220	1.320	.730
	158.0	19.72	11.300	1.440	.810
	175.0	20.04	11.380	1.590	.890

SALES: 973-824-7347


[SALES@ALLIEDSTEEL.COM](mailto:SALES@ALLIEDSTEEL.COM)

**We Accept**



# ALLIED STEEL

A Division Of Allied Metal Industries



## Wide Flange Beams

ASTM A992 & ASTM 572-GR50

Stock Lengths: 20', 30', 35', 40', 45', 50'

SIZE IN INCHES	WEIGHT PER FOOT (LBS.)	DEPTH OF SECTION (INCHES)	FLANGE WIDTH (INCHES)	FLANGE THICKNESS (INCHES)	WEB THICKNESS (INCHES)
18 x 11	192.0	20.35	11.460	1.750	.960
	211.0	20.67	11.560	1.910	1.060
	234.0	21.06	11.650	2.110	1.160
	258.0	21.46	11.770	2.300	1.280
	283.0	21.85	11.890	2.500	1.400
21 x 6-1/2	311.0	22.32	12.010	2.740	1.520
	44.0	20.66	6.500	.450	.350
	50.0	20.83	6.530	.535	.380
	57.0	21.06	6.555	.650	.405
	21 x 8-1/4	48.0	20.62	8.140	.430
55.0		20.80	8.220	.520	.380
62.0		20.99	8.240	.615	.400
68.0		21.13	8.270	.685	.430
73.0		21.24	8.295	.740	.455
21 x 12-1/4	83.0	21.43	8.355	.835	.515
	93.0	21.62	8.420	.930	.580
	101.0	21.36	12.290	.800	.500
	111.0	21.51	12.340	.875	.555
	122.0	21.68	12.390	.960	.600
21 x 12-1/4	132.0	21.83	12.440	1.035	.650
	147.0	22.06	12.510	1.150	.720
	166.0	22.48	12.420	1.360	.750
	182.0	22.72	12.500	1.480	.830
	201.0	23.03	12.850	1.630	.910
21 x 12-1/4	223.0	23.35	12.670	1.790	1.000
	248.0	23.74	12.700	1.990	1.030
	275.0	24.13	12.890	2.190	1.220

SALES: 973-824-7347


[SALES@ALLIEDSTEEL.COM](mailto:SALES@ALLIEDSTEEL.COM)

## We Accept



# ALLIED STEEL

A Division Of Allied Metal Industries



## Wide Flange Beams

ASTM A992 & ASTM 572-GR50

Stock Lengths: 20', 30', 35', 40', 45', 50'

SIZE IN INCHES	WEIGHT PER FOOT (LBS.)	DEPTH OF SECTION (INCHES)	FLANGE WIDTH (INCHES)	FLANGE THICKNESS (INCHES)	WEB THICKNESS (INCHES)
24 x 7	55.0	23.57	7.005	.505	.395
	62.0	23.74	7.040	.590	.430
24 x 9	68.0	23.73	8.965	.585	.415
	76.0	23.92	8.990	.680	.440
	84.0	24.10	9.020	.770	.470
	94.0	24.31	9.065	.875	.515
	103.0	24.53	9.000	.980	.550
24 x 12-3/4	104.0	24.06	12.750	.750	.500
	117.0	24.26	12.800	.850	.550
	131.0	24.48	12.855	.960	.605
	146.0	24.74	12.900	1.090	.650
	162.0	25.00	12.955	1.220	.705
	176.0	25.24	12.890	1.340	.750
	192.0	25.47	12.950	1.460	.810
	207.0	25.71	13.010	1.570	.870
	229.0	26.02	13.110	1.730	.960
	250.0	26.34	13.190	1.890	1.040
27 x 10	279.0	26.73	13.310	2.090	1.160
	306.0	27.13	13.410	2.280	1.260
	335.0	27.52	13.520	2.480	1.380
	370.0	27.99	13.660	2.720	1.520
	84.0	26.71	9.960	.640	.460
	94.0	26.92	9.990	.745	.490
	102.0	27.09	10.015	.830	.515
27 x 14	114.0	27.29	10.700	.930	.570
	129.0	27.63	10.010	1.100	.610
	146.0	27.38	13.965	.975	.605

SALES: 973-824-7347

[SALES@ALLIEDSTEEL.COM](mailto:SALES@ALLIEDSTEEL.COM)


**We Accept**





# ALLIED STEEL

A Division Of Allied Metal Industries



## Wide Flange Beams

ASTM A992 & ASTM 572-GR50

Stock Lengths: 20', 30', 35', 40', 45', 50'

SIZE IN INCHES	WEIGHT PER FOOT (LBS.)	DEPTH OF SECTION (INCHES)	FLANGE WIDTH (INCHES)	FLANGE THICKNESS (INCHES)	WEB THICKNESS (INCHES)
27 x 14	161.0	27.59	14.020	1.080	.660
	178.0	27.81	14.085	1.190	.725
	194.0	28.11	14.040	1.340	.750
	217.0	28.43	14.120	1.500	.830
	235.0	28.60	14.190	1.610	.910
	258.0	28.98	14.270	1.770	.980
30 x 10-1/2	281.0	29.29	14.350	1.930	1.060
	307.0	29.61	14.450	2.090	1.160
	336.0	30.00	14.550	2.280	1.260
	368.0	30.39	14.670	2.480	1.380
	90.0	29.53	10.400	.610	.470
	99.0	29.65	10.450	.670	.520
30 x 15	108.0	29.83	10.475	.760	.545
	116.0	30.01	10.495	.850	.565
	124.0	30.17	10.515	.930	.585
	132.0	30.31	10.545	1.00	.615
	148.0	30.67	10.480	1.180	.650
	173.0	30.44	14.985	1.065	.655
33 x 11-1/2	191.0	30.68	15.040	1.185	.710
	211.0	30.94	15.105	1.315	.775
	235.0	31.30	15.060	1.500	.830
	261.0	31.61	15.160	1.650	.930
	292.0	32.01	15.260	1.850	1.020
	326.0	32.40	15.370	2.050	1.140
33 x 11-1/2	357.0	32.80	15.470	2.240	1.240
	391.0	33.19	15.590	2.440	1.360
33 x 11-1/2	118.0	32.86	11.480	.740	.550

SALES: 973-824-7347

[SALES@ALLIEDSTEEL.COM](mailto:SALES@ALLIEDSTEEL.COM)


**We Accept**





# ALLIED STEEL

A Division Of Allied Metal Industries



## Wide Flange Beams

ASTM A992 & ASTM 572-GR50

Stock Lengths: 20', 30', 35', 40', 45', 50'

SIZE IN INCHES	WEIGHT PER FOOT (LBS.)	DEPTH OF SECTION (INCHES)	FLANGE WIDTH (INCHES)	FLANGE THICKNESS (INCHES)	WEB THICKNESS (INCHES)
33 x 11-1/2	130.0	33.09	11.510	.855	.580
	141.0	33.30	11.535	.960	.605
	152.0	33.49	11.565	1.055	.635
	169.0	33.82	11.500	1.220	.670
33 x 15-3/4	201.0	33.68	15.745	1.150	.715
	221.0	33.93	15.805	1.275	.775
	241.0	34.18	15.860	1.400	.830
	263.0	34.53	15.810	1.570	.870
	291.0	34.84	15.910	1.730	.960
	318.0	35.16	15.990	1.890	1.040
	354.0	35.55	16.100	2.090	1.160
	387.0	35.95	16.200	2.280	1.260
36 x 12	135.0	35.55	11.950	.790	.600
	150.0	35.85	11.975	.940	.625
	160.0	36.01	12.000	1.020	.650
	170.0	36.17	12.030	1.100	.680
	182.0	36.33	12.075	1.180	.725
	194.0	36.49	12.115	1.260	.765
	210.0	36.69	12.180	1.360	.830
	232.0	37.12	12.120	1.570	.870
36 x 16-1/2	256.0	37.43	12.220	1.730	.960
	231.0	36.49	16.470	1.260	.760
	247.0	36.67	16.510	1.350	.800
	262.0	36.85	16.550	1.440	.840
	282.0	37.11	16.595	1.570	.885
	302.0	37.33	16.655	1.680	.945
	330.0	37.67	16.630	1.850	1.020

SALES: 973-824-7347


[SALES@ALLIEDSTEEL.COM](mailto:SALES@ALLIEDSTEEL.COM)

**We Accept**



# ALLIED STEEL

A Division Of Allied Metal Industries



## Wide Flange Beams

ASTM A992 & ASTM 572-GR50

Stock Lengths: 20', 30', 35', 40', 45', 50'

SIZE IN INCHES	WEIGHT PER FOOT (LBS.)	DEPTH OF SECTION (INCHES)	FLANGE WIDTH (INCHES)	FLANGE THICKNESS (INCHES)	WEB THICKNESS (INCHES)	
36 x 16-1/2	361.0	37.99	16.730	2.010	1.120	
	395.0	38.41	16.830	2.200	1.220	
	441.0	38.85	16.965	2.440	1.360	
	487.0	39.33	17.105	2.680	1.500	
	529.0	39.79	17.220	2.910	1.610	
	652.0	41.05	17.575	3.540	1.970	
	723.0	41.79	17.756	3.902	2.165	
	802.0	42.57	17.992	4.291	2.382	
	853.0	43.05	18.150	4.531	2.520	
	925.0	43.05	18.622	4.531	3.020	
40 x 11-3/4	149.0	38.20	11.810	.830	.625	
	167.0	38.59	11.810	1.025	.650	
	183.0	38.98	11.810	1.220	.650	
	211.0	39.37	11.810	1.410	.750	
	235.0	39.69	11.890	1.580	.830	
	264.0	40.00	11.930	1.730	.960	
	294.0	40.39	12.010	1.930	1.060	
	327.0	40.79	12.130	2.130	1.180	
	40 x 16	199.0	38.67	15.750	1.065	.650
		215.0	38.98	15.750	1.220	.650
249.0		39.38	15.750	1.420	.750	
277.0		39.69	15.830	1.575	.830	
297.0		39.84	15.830	1.650	.930	
324.0		40.16	15.910	1.810	1.00	
362.0		40.55	16.020	2.010	1.120	
372.0		40.63	16.060	2.050	1.160	
397.0		40.95	16.120	2.200	1.220	

SALES: 973-824-7347


[SALES@ALLIEDSTEEL.COM](mailto:SALES@ALLIEDSTEEL.COM)

## We Accept



# ALLIED STEEL

A Division Of Allied Metal Industries



## Wide Flange Beams

ASTM A992 & ASTM 572-GR50

Stock Lengths: 20', 30', 35', 40', 45', 50'

SIZE IN INCHES	WEIGHT PER FOOT (LBS.)	DEPTH OF SECTION (INCHES)	FLANGE WIDTH (INCHES)	FLANGE THICKNESS (INCHES)	WEB THICKNESS (INCHES)
40 x 16	431.0	41.26	16.220	2.360	1.340
	503.0	42.05	16.415	2.755	1.535
	593.0	42.99	16.690	3.230	1.790
	655.0	43.62	16.870	3.540	1.970
44 x 16	230.0	42.91	15.750	1.220	.710
	262.0	43.31	15.750	1.420	.790
	290.0	43.62	15.830	1.580	.870
	335.0	44.02	15.950	1.770	1.02

SALES: 973-824-7347

[SALES@ALLIEDSTEEL.COM](mailto:SALES@ALLIEDSTEEL.COM)

## We Accept

