



ALLIED STEEL

A Division Of Allied Metal Industries



Bar Angles

ASTM A-36 & A-529-50

SIZE IN INCHES	EST. WEIGHT PER FOOT (LBS.)	Stock Lengths (Ft.)
1/2 x 1/2 x 1/8	.38	20
5/8 x 5/8 x 1/8	.48	20
3/4 x 3/4 x 1/8	.59	20
1 x 1 x 1/8	.80	20
x 3/16	1.16	20
x 1/4	1.49	20
1-1/4 x 1-1/4 x 1/8	1.01	20
x 3/16	1.48	20
x 1/4	1.92	20
1-1/2 x 1-1/2 x 1/8	1.23	20
x 3/16	1.80	20
x 1/4	2.34	20
1-3/4 x 1-3/4 x 1/8	1.44	20
x 3/16	2.12	20
x 1/4	2.77	20
2 x 1-1/2 x 1/8	1.44	20
x 3/16	2.12	20
x 1/4	2.77	20
2 x 2 x 1/8	1.65	20
x 3/16	2.44	20
x 1/4	3.19	20
x 5/16	3.92	20
x 3/8	4.70	20
2-1/2 x 1-1/2 x 3/16	2.44	20
x 1/4	3.19	20
2-1/2 x 2 x 3/16	2.75	20
x 1/4	3.62	20

SALES: 973-824-7347



SALES@ALLIEDSTEEL.COM

We Accept



ALLIED STEEL

A Division Of Allied Metal Industries



Bar Angles

ASTM A-36 & A-529-50

SIZE IN INCHES	EST. WEIGHT PER FOOT (LBS.)	Stock Lengths (Ft.)
2-1/2 x 2 x 5/16	4.50	20
x 3/8	5.30	20
2-1/2 x 2-1/2 x 3/16	3.07	20
x 1/4	4.10	20
x 5/16	5.00	20
x 3/8	5.90	20
x 1/2	7.70	20

SALES: 973-824-7347


SALES@ALLIEDSTEEL.COM

We Accept



ALLIED STEEL

A Division Of Allied Metal Industries



Structural Angles

ASTM A-36, A 529 Grade 50, & ASTM A-572

(ASTM A-709 & AASHTO M270 Available Upon Request)

Stock lengths – 20' & 40'



SIZE IN INCHES	EST. WEIGHT PER FOOT (LBS.)	Stock Lengths (Ft.)
3 x 2 x 3/16	3.07	20, 40
x 1/4	4.10	20, 40
x 5/16	5.00	20, 40
x 3/8	5.90	20, 40
x 7/16	6.80	20, 40
x 1/2	7.70	20, 40
3 x 2-1/2 x 3/16	3.39	20, 40
x 1/4	4.50	20, 40
x 5/16	5.60	20, 40
x 3/8	6.60	20, 40
x 7/16	7.60	20, 40
x 1/2	8.50	20, 40
3 x 3 x 3/16	3.71	20, 40
x 1/4	4.90	20, 40
x 5/16	6.10	20, 40
x 3/8	7.20	20, 40
x 7/16	8.30	20, 40
x 1/2	9.40	20, 40
3-1/2 x 2-1/2 x 1/4	4.90	20, 40
x 5/16	6.10	20, 40
x 3/8	7.20	20, 40
x 7/16	8.30	20, 40
x 1/2	9.40	20, 40
3-1/2 x 3 x 1/4	5.40	20, 40
x 5/16	6.60	20, 40
x 3/8	7.90	20, 40
x 7/16	9.10	20, 40

SALES: 973-824-7347


SALES@ALLIEDSTEEL.COM

We Accept



ALLIED STEEL

A Division Of Allied Metal Industries




Structural Angles

ASTM A-36, A 529 Grade 50, & ASTM A-572

(ASTM A-709 & AASHTO M270 Available Upon Request)

Stock lengths – 20' & 40'



SIZE IN INCHES	EST. WEIGHT PER FOOT (LBS.)	Stock Lengths (Ft.)
3-1/2 x 3 x 1/2	10.20	20, 40
3-1/2 x 3-1/2 x 1/4	5.80	20, 40
x 5/16	7.20	20, 40
x 3/8	8.50	20, 40
x 7/16	9.80	20, 40
x 1/2	11.10	20, 40
4 x 3 x 1/4	5.80	20, 40
x 5/16	7.20	20, 40
x 3/8	8.50	20, 40
x 7/16	9.80	20, 40
x 1/2	11.10	20, 40
4 x 3-1/2 x 1/4	6.20	20, 40
x 5/16	7.70	20, 40
x 3/8	9.10	20, 40
x 1/2	11.90	20, 40
4 x 4 x 1/4	6.60	20, 40
x 5/16	8.20	20, 40
x 3/8	9.80	20, 40
x 7/16	11.30	20, 40
x 1/2	12.80	20, 40
x 5/8	15.70	20, 40
x 3/4	18.50	20, 40
5 x 3 x 1/4	6.60	20, 40
x 5/16	8.20	20, 40
x 3/8	9.80	20, 40
x 1/2	12.80	20, 40
5 x 3-1/2 x 1/4	7.00	20, 40

SALES: 973-824-7347


SALES@ALLIEDSTEEL.COM

We Accept



ALLIED STEEL

A Division Of Allied Metal Industries




Structural Angles

ASTM A-36, A 529 Grade 50, & ASTM A-572

(ASTM A-709 & AASHTO M270 Available Upon Request)

Stock lengths – 20' & 40'



SIZE IN INCHES	EST. WEIGHT PER FOOT (LBS.)	Stock Lengths (Ft.)
5 x 3-1/2	x 1/4	7.00
	x 5/16	8.70
	x 3/8	10.40
	x 7/16	12.00
	x 1/2	13.60
	x 5/8	16.80
	x 3/4	19.80
5 x 5	x 5/16	10.30
	x 3/8	12.30
	x 1/2	16.20
	x 5/8	20.00
	x 3/4	23.60
6 x 3-1/2	x 5/16	9.80
	x 3/8	11.70
	x 1/2	15.30
6 x 4	x 5/16	10.30
	x 3/8	12.30
	x 7/16	14.30
	x 1/2	16.20
	x 5/8	20.00
	x 3/4	23.60
	x 7/8	27.20
6 x 6	x 5/16	12.40
	x 3/8	14.90
	x 7/16	17.20
	x 1/2	19.60
	x 5/8	24.20

SALES: 973-824-7347


SALES@ALLIEDSTEEL.COM

We Accept



ALLIED STEEL

A Division Of Allied Metal Industries




Structural Angles

ASTM A-36, A 529 Grade 50, & ASTM A-572

(ASTM A-709 & AASHTO M270 Available Upon Request)

Stock lengths – 20' & 40'



SIZE IN INCHES	EST. WEIGHT PER FOOT (LBS.)	Stock Lengths (Ft.)
6 x 6 x 3/4	28.70	20, 40
x 7/8	33.10	20, 40
x 1	37.40	20, 40
7 x 4 x 3/8	13.60	20, 40
x 7/16	15.70	20, 40
x 1/2	17.90	20, 40
x 5/8	22.10	20, 40
x 3/4	26.20	20, 40
8 x 4 x 1/2	19.60	20, 40
x 5/8	24.20	20, 40
x 3/4	28.70	20, 40
x 7/8	33.10	20, 40
x 1	37.40	20, 40
8 x 6 x 7/16	20.20	20, 40
x 1/2	23.00	20, 40
x 5/8	28.50	20, 40
x 3/4	33.80	20, 40
x 7/8	39.10	20, 40
x 1	44.20	20, 40
8 x 8 x 1/2	26.40	20, 40
x 5/8	32.70	20, 40
x 3/4	38.90	20, 40
x 7/8	45.00	20, 40
x 1	51.00	20, 40
x 1-1/8	56.90	20, 40

SALES: 973-824-7347

SALES@ALLIEDSTEEL.COM

We Accept

